



# ALUMINIUM WINDOW, DOOR & ROOF RANGE



## AT HOME IN ANY HOME

Welcome to stylish aluminium windows, doors and roofs designed around you. Welcome to industry-leading sightlines, security and thermal performance. And welcome to a world of choice, from colour, styles and configurations. **Welcome to AluFold Direct.**

### WINDOWS

- > CASEMENT
- > TILT AND TURN
- > BAY
- > FIXED
- > GABLE
- > SPECIALS

### DOORS

- > SLIDING DOORS
- > BIFOLD DOORS
- > FRENCH DOORS
- > ENTRANCE DOORS
- > SINGLE DOORS

### ROOFS

- > ROOF LANTERNS
- > FLAT ROOF LIGHTS

# LIGHTER AND WARMER

Whilst we utilise the latest technology to ensure your home is warm, cosy and energy efficient, we never compromise on style. Like our commitment to reducing frame sightlines at every turn or ensuring we continue to achieve high thermal insulation on all our windows.

> **OUT OF SIGHT**

When it comes to sightlines, less really is more. It's why all our window and door systems have been designed to offer the slimmest of sightlines, without ever compromising strength or security.

> **COMFORTABLY BETTER**

Cool in summer, cosy in winter. That's the dream, and with our aluminium systems you'll soon be living it as each and every product offers optimal thermal performance.



# SAFER AND STRONGER

We understand investing in new windows and doors is a big decision. It's why all our systems go through rigorous independent testing to ensure they not only surpass the security and performance standards of today, but are guaranteed to be fit for purpose for many years to come.

> **SAFE AND SECURE**

Our products have been designed to withstand forced entry by the opportunist burglar with a range of high security features such as multipoint locking, anti-jemmy devices, toughened or laminated glass and child safety devices. Additionally, most have been tested to PAS 24 with the majority also Secured by Design certified.

> **MADE TO LAST**

There's a reason our aluminium windows and doors last over 40 years. It's because unlike other building materials, aluminium doesn't rot or rust over time, and is almost entirely maintenance-free. And thanks to its exceptional strength you can be confident your frames will not warp or flex.



# BRIGHTER AND GREENER

While our products are guaranteed to flood your spaces with natural light, it's not the only way they'll brighten up your home. Far from it. That's because we offer a vast range of durable, scratch-proof colours that enable you to set the exact tone you want.

> **THE COLOURFUL CHOICE**

Whether you want to make a statement with a daring tone or take a lead from the reserved palettes of today's designers, the choice is entirely yours. That's because all our door and window profiles are available in any colour from the RAL or British Standard Colour Chart.

> **GOOD FOR THE PLANET**

Did you know aluminium's one of the planet's most sustainable materials? Or that it's 100% recyclable? It can even be melted down and reformed over and over without losing any of its strength or quality. Not that you'll need to worry, as it also has a lifespan of over 40 years.

\*RAL DESIGN is a colour system containing 1,625 colours following the internationally recognized CIE Lab system





# WINDOWS

Our highly desirable slim sightline windows do more than simply enhance the look of your home. They keep you safe at night. Help bring your energy bills down. And completely transform the way you welcome light into your interior spaces.

## STYLES

### > CASEMENT




Available in a large range of options, our Casement Windows are perfect for any project.

### > TILT AND TURN




Our Tilt and Turn windows offer the perfect combination of easy ventilation and high level security.

### > BAY



Give the illusion of a larger internal space with our Bay Windows.

### > FIXED



Maximise natural daylight with our Fixed Frame windows.

### > GABLE



Gable windows deliver a striking outlook from every angle.

## AESTHETICS



### > CONTEMPORARY

Flat and bold, the Contemporary finish is designed for a clean modern look, very much less is more.



### > FLUSH

With clean lines, the Flush finish is at home in both period and modern properties.



### > HERITAGE

A timeless classic, the Stepped Edge finish is perfect for those looking for a heritage style.














# DOORS


From front to back, classic to contemporary, folding to sliding, every high performance AluFold aluminium door has been designed to let more light in while keeping the elements well and truly out.

## > SLIDING DOOR




Enjoy uninterrupted views and access to the outside world with our versatile Sliding Door options.

## > BI-FOLD DOOR



Looking for seamless indoor and outdoor living? Then our Bi-fold Doors are perfect for your home.

## > FRENCH DOOR



With the addition of French doors you can quickly invite the outside world in without requiring a large aperture.

## > SINGLE DOOR



Our stylish and highly functional single doors are the perfect addition to any home.

## > ENTRANCE DOOR



Make the right impression with our Entrance Doors, specifically designed for modern contemporary living.

## INFINIUM SLIDING DOORS

If you're looking for the bigger, bigger picture, these ultra slim framed sliding glass doors provide floor to ceiling height glazing creating a 'wall of glass' effect that bathes your inside living areas with natural light. It's all thanks to a sightline of just 21mm, which is just one of the many impressive design features offered by this premium option.

The Infinium is the only sliding door to have a completely concealed frame maximising glass from floor to ceiling and wall to wall.



## LIFT & SLIDE DOORS

With larger glazing naturally comes greater weight, which is why we offer lift and slide doors. Cleverly designed to handle large expanses of glass, the doors effortlessly slide with remarkably little effort and can be locked in the open position allowing you to let fresh air into your home adding extra security.



## INLINE SLIDING DOORS

An ever popular choice for modern terraces, patios and balconies, inline sliding doors remain in their frame at all times. The result? You can open up your indoor areas without the frame ever encroaching on your space. And like all our aluminium doors, the slim profiles allow you to enjoy the views of your outside space.



## BI-FOLD DOORS

With their minimal profiles, enhanced security and outstanding reliability it's easy to see why our aluminium bi-fold doors remain a popular fixture across the UK. While undoubtedly great at bringing in the great outdoors, first and foremost the doors have been designed with easy operation front of mind, from the multipoint locking system to the stainless steel rollers and pop-out handle. You can also enjoy upto 95% opening capability.





**FLOATING CORNER BI-FOLD**

Make the most of your patio and create a real statement of intent with the addition of a floating corner bi-fold door. Thanks to the absence of a supporting pole at the corner, you'll enjoy uninterrupted views of your outside space as well as next level open plan living.

# FRENCH DOORS

Who says practical can't be beautiful? With the addition of French doors you can quickly invite the outside world in without requiring a large aperture. Add to this a concealed lock and full PAS 24 and Secured by Design certification and it's easy to see why they remain an ever in demand choice for patio doors, conservatories, summer house and garden rooms.





> DOORS

# SINGLE DOOR

Designed to compliment your aluminium window choice, our stylish and highly functional single doors are the perfect addition to any home. Not only do they bring in natural light, but they're easy to operate and incredibly strong and secure. Giving you total peace of mind.

These fully glazed doors are ideal for side access like back or side doors.



# ENTRANCE DOORS

First impressions count, so make the right one with an entrance door that's been specifically designed for modern contemporary living.

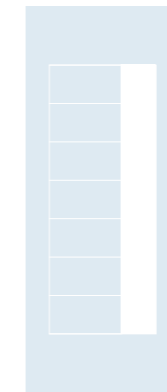
For complete peace of mind we've made sure all our doors come with excellent security features as standard.

Available in three panel designs, all of our thermally enhanced entrance doors combine minimalist design with heavy-duty security to provide that rarest of things – style and substance.


> OPTIONS



Solid



Clear Glass



Satin Glass






# ROOFS


Whether you're looking to upgrade your conservatory, add a splash of light into a dark room, or add a light and airy extension to your home, our aluminium roofs offer the perfect solution.

## > LANTERN ROOF



Roof lanterns are designed to channel light from all angles, whilst creating a stunning architectural showpiece in your home.


## > FLAT ROOF LIGHT



The minimalist design ensures a stunning look which creates the illusion of a roof that's open to the sky, without adding height to buildings.

# LANTERN ROOF

The aluminium roof lantern is a stylish, modern addition to any home. It floods living spaces with natural light from above, increasing the visual and physical height of a room. Making it not only lighter, but much airyer.



# FLAT ROOF LIGHT

The flat roof light offers minimalistic contemporary external design with flush glazing. Giving a sleek, modern and almost invisible appearance; and is a stunning addition to any home.



# ANY QUESTIONS?

If you have any questions about this guide, please don't hesitate to get in touch with the team:

- > Call **01706 260 700**
- > Fax **01254 676 202**
- > Email **[info@alufolddirect.co.uk](mailto:info@alufolddirect.co.uk)**
- > Visit **[alufolddirect.co.uk](http://alufolddirect.co.uk)**

AluFold Direct  
Unit 13 Philips Road  
Whitebrik Industrial Estate  
Blackburn  
BB1 5AQ